

Helping your children choose books they will love



Lovereading4kids.co.uk is a book website created for parents and children to make choosing books easy and fun

Opening extract from  
**Let's Look on the Seashore**

Written by  
**Caz Buckingham & Andrea  
Pinnington**

Published by  
**Fine Feather Press Ltd**

All Text is Copyright © of the Author and/or Illustrator

Please print off and read at your leisure.

Lovereading .co.uk



WITH THANKS TO  
David Burnie – Natural-history consultant  
Sunita Gahir – Production adviser

First published in 2014 by Fine Feather Press Limited  
The Coach House, Elstead Road, Farnham, Surrey GU10 1JH

Copyright © 2014 Fine Feather Press Limited

All rights reserved. No part of this publication may be reproduced,  
stored in a retrieval system or transmitted in any form or by any means,  
electronic, mechanical, photocopying, recording or otherwise, without  
the prior permission of the publishers.

10 9 9 7 6 5 4 3 2 1

A CIP catalogue record for this book is available from the British Library

ISBN: 978 1 908480 11 1

Printed and bound in China by Hung Hong



[www.finefeatherpress.com](http://www.finefeatherpress.com)

# LET'S LOOK ON THE SEASHORE



## HOW TO USE THIS BOOK

The seashore is an exciting place to be at any time of year. The weather may be sunny, stormy, windy or calm, and every visit is likely to be different from the last. Use this guide to...



...read about the fascinating creatures that inhabit the seashore and discover what is so amazing about them.



...take outside with you to see what you can find and identify, then tick off the things you see.




...have fun playing with the stickers on the fold-out seashore play scene at the back.

# Harder to spot

mermaid's purse



irish moss



sea-urchin tests



curlew

starfish



sea aster



hermit crab



tower shells



sea slater



oysters



seal



lobster



turnstone



yellow horned poppy



oystercatchers



avocet



tern



rock samphire



whelk egg case



shanny



shrimp



sea kale




## What can you find?

What can you see, hear, feel and touch on the beach?  
The taste of salt on your skin? The feel of the sand under your feet? Or perhaps some of these things...

### Rough sea urchins

These ridged cases, or tests, were once covered in spines.



### Slimy seaweed

Many seaweeds are slimy, like this sugar kelp.

### Hard limpets

Clinging onto rocks, limpets are impossible to move.



### Soft anemones

When closed, these animals are like jelly to touch.



### Noisy gulls

Look around you and listen.  
Can you hear any screeching gulls?



### Silent starfish

Very small tubes under their arms push starfish quietly along the seabed.




## Looking for seashells

Most shells are empty when you find them, but the hard outer shell once protected a soft animal inside.

Shells have been used for money, as musical instruments and as useful tools.

### Scallops

Scallops open and close their shells to move along the seabed.



### Piddocks

Angel-wings, or piddocks, bore holes in rock and firm sand.



### Whelks

These common spiral shells come in many different colours and sizes.

### Winkles

Look for these sea snails on the upper shore, where they feed on seaweed.



### Cockles

Cockles can be white, pale yellow or brown. They are often eaten.



### Razor shells

These long, fragile sea creatures live under the sand. The shells can be straight or curved.

