

Helping your children choose books they will love



Lovereading4kids.co.uk is a book website created for parents and children to make choosing books easy and fun

Opening extract from
My Carry-along Santa Activity Book

Written by
Jocelyn Miller

Published by
Lion Books


All Text is Copyright © of the Author and/or Illustrator

Please print off and read at your leisure.

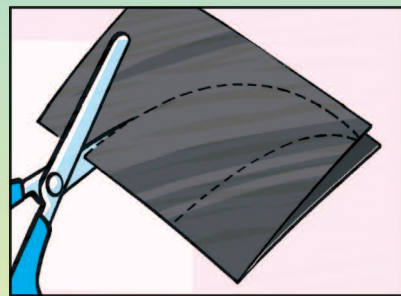


10 Penguin pals


Make loads!




1 On black card, measure a rectangle 10cm x 20cm and cut it out. Curl into a tube and tape shut.




2 To make the wings, cut a 10cm square of black card and fold it in half. Draw wings as shown on the fold and cut out.



3 Glue wings in place. Draw the belly and eye shapes on white paper and cut them out. Glue in place.



4 On orange or yellow card, draw feet as shown with a thin tab. Crease as shown so you can glue the tab inside the tube and the feet stand flat.



5 Cut a thin orange or yellow triangle for the beak and glue it on. Use marker pen to add details to the eyes.

You will need:

- thin card in black and orange or yellow
- white paper
- glue and sticky tape
- black marker pen

