

Helping you choose books for children



Opening extract from

A Little Guide to Wild Flowers

Written by
Charlotte Voake

Published by
Eden Project Books

All text is copyright of the author and illustrator

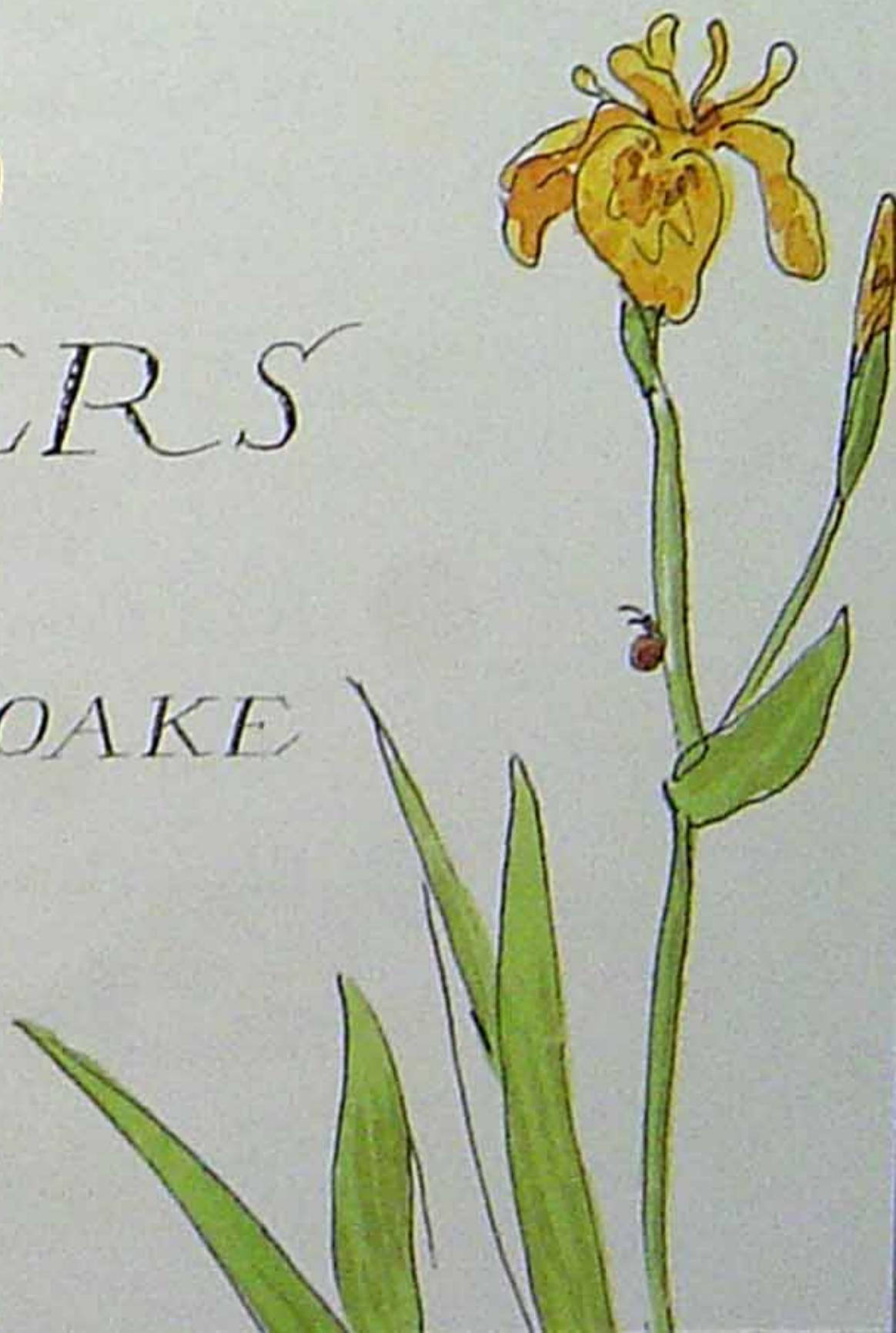
Please print off and read at your leisure.

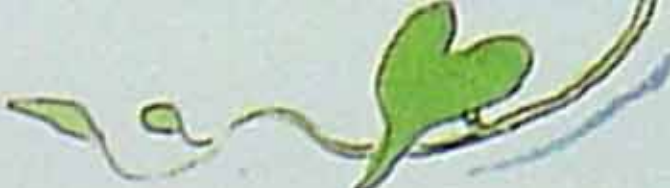
A
LITTLE
GUIDE
TO
WILD
FLOWERS

CHARLOTTE VOAKE


Text by Kate Petty

EDEN PROJECT
BOOKS






THE SEASONS



Plants will look different depending on which season of the year you see them.





SPRING








Most plants are just putting out their first shoots. Flowers like primroses, wild daffodils and violets start to bloom. Soon yellow celandines and dandelions can be seen in the grass verges. Later, bluebells, wild garlic and wood anemones in the woods show that summer is on its way.

SUMMER



Early summer is the time when the roadside banks are full of champions, cow parsley, stitchwort, dog daisies, buttercups and clover. Foxgloves bloom in the woods, thrift and bladder champions by the sea.





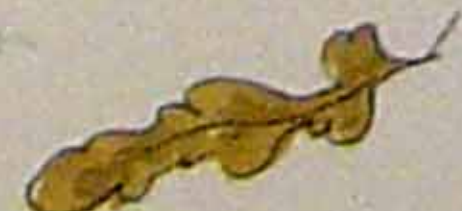



AUTUMN

As summer passes, you will start to see seedheads and fruits replacing some flowers. Other flowers keep going until the weather gets cold. Look out for bindweed on hedges and fences and Michaelmas daisies by the road.




WINTER

In winter many plants completely disappear as the temperature drops, and everything looks dead. But gorse, with its bright yellow flowers, blooms even in the coldest weather. Watch out for the first leaves of daffodils and bluebells pushing up through the cold ground, and when the tiny white snowdrops appear, spring is not far behind.



LOOKING AT FLOWERS

Petals



A primrose has
five petals.



A daisy has hundreds.

Sepals



Most flowers have a set
of little green leaves at
the back of the petals
called sepals.

Stamens



You can find these in
the centre of the flower.
They have pollen on
them ~ yellow dust.

TYPES OF LEAVES



Clover

Several leaves grouped together to make one.



Daisy

Small rounded leaves with a slight shine.



Hollyhock

Large leaves, soft and downy with crinkled wavy edges.



Dandelion

Leaves with uneven, toothed edges.



Bluebell

Long, pointed leaves.

The leaf is as important as the flower when you are trying to identify a plant. Look at the size, the shape and the texture. Often plants with similar flowers have quite different leaves.