

# THE LIFE-CHANGING MAGIC OF DRUMMING

**A  
BEGINNER'S  
GUIDE**

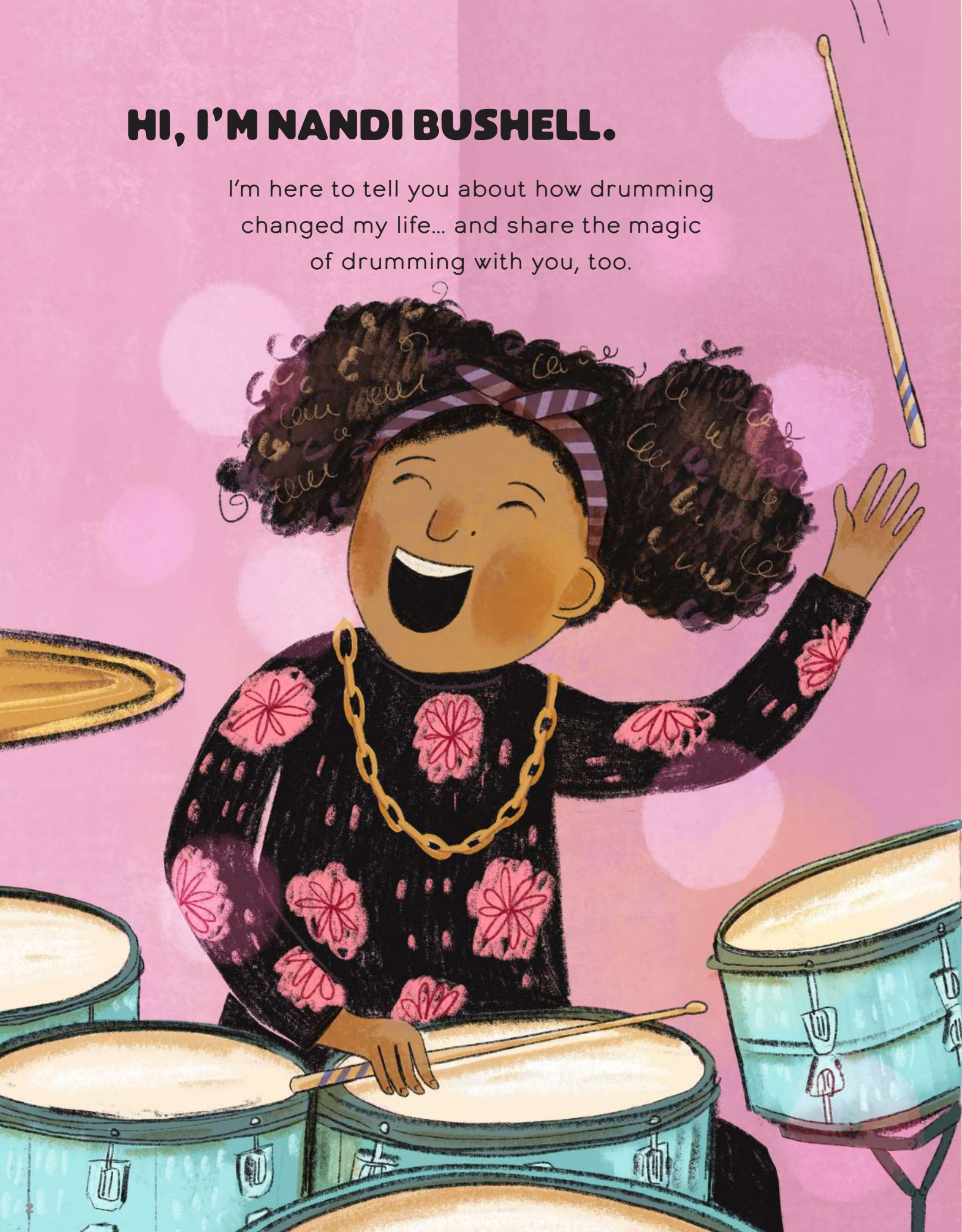


**BY  
NANDI BUSHELL**

**MAGIC CAT  PUBLISHING**


# HI, I'M NANDI BUSHELL.

I'm here to tell you about how drumming changed my life... and share the magic of drumming with you, too.



## I STARTED DRUMMING WHEN I WAS FIVE YEARS OLD.

Dad was making us pancakes one weekend and I was watching Ringo Starr play 'Hey Jude'. Ringo had a huge smile on his face. I wanted to try it out!



I did well on a maths test so my mum and dad took me to a toy shop to celebrate. I chose a small drum kit with two toms.



When we got home I couldn't stop playing the kit...



...and soon enough I broke through it!




But playing still felt special, new and exciting. So, I desperately wanted a new kit.


I'm going to be talking about drums a lot, so let's take a look at the kit I use. Each part of the kit has a different sound and purpose.

**NOTE ON GRIP:**

There are two main ways to hold the sticks. **Traditional grip** is when you hold the stick in your left hand between your thumb and forefinger, like this. It's how most jazz drummers play.



**Traditional grip**



**Matched grip**

I know how to play traditional grip, but mostly I play **matched**, holding both sticks the same way.

**CRASH CYMBALS**

can be used at the start of each bar, to make a loud noise or for texture. There's one on either side.

**The HI-HAT**

is a type of cymbal you can open and close with your foot pedal, or hit with a stick.

The **SNARE** makes a sharp sound, almost like a crack.

This is the other **CRASH CYMBAL**.

**HIGH TOM**

**MEDIUM TOM**

The **TOMS** have a low, rich tone.

The **BASS** has a low, deep sound. You hit it using a foot pedal.

The **RIDE CYMBAL** is on the right. It's a bit quieter than a crash and makes a high 'ping' sound. It's used a lot in jazz.

This drum set-up is for someone right-handed. If you're left-handed, it'll be reversed, so the snare and hi-hat will be on the right.

**DRUM KEY:**

We're going to be learning some **drum beats** as we go through the book, using this key. It'll show you which drum you should hit!


hi-hat	ride	floor tom
snare	high tom	bass

**SEAT**

We sit when we play so we can use all of our arms and legs at the same time.

Turn to page 32 for more information on how to hold your sticks.

**MY FIRST PROPER DRUM KIT** was still quite small. My dad taught me for a bit, then I got a teacher.



I started learning grades and my dad started filming videos of me doing covers for fun.



In lockdown, I recorded a cover of 'Everlong' and sent it to Dave Grohl.



I challenged him to a drum battle and he said yes! He even wrote a song for me which was incredible.




Since then, I've played with his band Foo Fighters in front of 20,000 people at the Forum in LA and 90,000 people at Wembley Stadium in London.

When I was nine, Lenny Kravitz heard my cover of Bill Withers' 'Use Me'. He then started to follow me on Instagram.



I made a cover of his song 'Are You Gonna Go My Way'. Then he invited me to play at The O2 arena! That's when things started blowing up.

My videos have been watched by millions and millions of viewers. I've also written my own music.



So, let me tell you how I did it, and how you can learn to play the drums like me!