



LoveReading4kids.co.uk
is a book website
created for parents and
children to make
choosing books easy
and fun

Opening extract from
The Gruffalo and Friends Annual



Written by
Julia Donaldson

Illustrated by
Axel Scheffler

Published by
Macmillan Children's Books

All Text is Copyright © of the Author and/or Illustrator

Please print off and read at your leisure.



This
Gruffalo and Friends
Annual belongs to

First published 2016 by Macmillan Children's Books
an imprint of Pan Macmillan
20 New Wharf Road, London N1 9RR
Associated companies throughout the world
www.panmacmillan.com

ISBN 978-1-5098-1509-8

Based on the bestselling picture books *The Gruffalo*, *The Gruffalo's Child*, *Room on the Broom*, *The Snail and the Whale*, *Monkey Puzzle*, *Charlie Cook's Favourite Book*, *A Squash and a Squeeze* and *The Smartest Giant in Town* by Julia Donaldson and Axel Scheffler

Editorial: Amanda Li
Design: Dan Newman

Photography: Stuart Cox pages 14-17, 22-23, 46-47. Cast group photographs on pages 30-31 © Steve Ullathorne.
Portrait of Julia Donaldson on page 30 © Alex Rumford. Portrait of Axel Scheffler on page 44 © Liam Jackson

Shutterstock stock photography: Alexander Raths – 53tl, Alexius Sutandio – 28br, Anri Gor – 52mr, ARENA Creative – 29mr, davemhuntphotography – 19br & 29tl, depicture – 36br, kenkistler – 18br, nevenm – 37tr, odd-add – 28tl, Ondrej Prosiccky – 37ml, Panu Ruangjan – 36tl, Philip Ellard – 18tr, Rudmer Zwerver – 19ml, seawhisper – 18ml, Seb c'est bien – 28mr, Sementer – 19tr, Subbotina Anna – 52tl, Suede Chen – 36ml, VanderWolf Images – 53mr, Vladimir Wrangel – 29bl, worldswildlifewonders – 37br

Text copyright © Julia Donaldson 1993, 1999,
2000, 2001, 2002, 2003, 2004, 2005, 2016
Illustrations copyright © Axel Scheffler 1993, 1999,
2000, 2001, 2002, 2003, 2004, 2005, 2011, 2016

The right of Julia Donaldson and Axel Scheffler to be identified as the author and illustrator of this work has been asserted by them in accordance with the Copyright, Designs and Patents Act 1988.

All rights reserved. No part of this publication may be reproduced, stored in a retrieval system, or transmitted, in any form or by any means (electronic, mechanical, photocopying, recording or otherwise), without the prior written permission of the publisher.

1 3 5 7 9 8 6 4 2

A CIP catalogue record for this book is available from the British Library.

Printed in Italy

Contents






Story Match	6
Have You Ever ... ?	8
Count and Colour	10
Dot to Dot	11
Perfect Pairs	12
Gruffalo Bread	14
Who Lives in the Woods?	18
The Witch's Windy Day	20
Let's Go On a Broom Ride	21
Make a Witch's Hat	22
Match the Sea Creatures	24
Under the Sea Memory Game	25
The Whales and Snails Game	26
Who Lives in the Sea?	28
Puppets and Props	30
Snail Trail	32
What Can Monkey See?	33
Rainforest Crossword	34
Colourful Creatures	35
Who Lives in the Rainforest?	36
Monkeying Around	38
My Super Story	39
Charlie Cook Returns his Books	40
Spot the Difference	42
Drawing the Characters	44
It's a Squash and a Squeeze!	46
Animal Sounds	51
Who Lives on a Farm?	52
Describe George	54
The Smartest Giant in Town	55
George's Animal Friends	56
Odd One Out	57
Creature Challenge	58
Answers	61



Story Match

Oh help! Oh no! It's a Gruffalo!

But which book does he come from?
Can you draw a line from each of the
other characters to their stories?

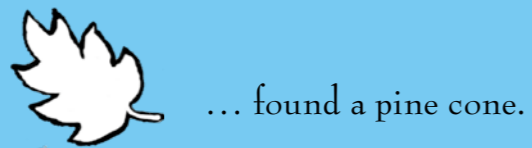
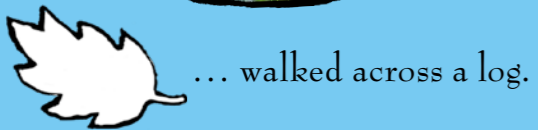

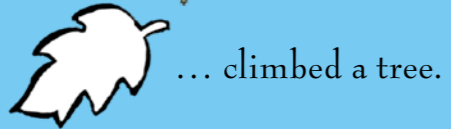


Answers on page 61.



Have You Ever ... ?

Colour in each leaf from the deep dark wood if you have ever ...



Count and Colour

Look at the pictures and colour in the correct number that answers each question.



How many claws are on the Gruffalo's paw?

1 2 3 4 5



How many eyes does Owl have?

1 2 3 4 5



How many legs does Fox have?

1 2 3 4 5



How many of the Gruffalo's Child's teeth can you count?

1 2 3 4 5

 Answers on page 61.

Dot to Dot

Who is nibbling on a nut? Join the dots to find out. Then add whiskers and a tail and colour in your picture.



That looks yummy!