



**LoveReading4kids.co.uk**  
is a book website  
created for parents and  
children to make  
choosing books easy  
and fun

Opening extract from  
**The National Trust: The Colouring  
Book of Cards and Envelopes**

Illustrated and designed by  
**Rebecca Jones**

Published by  
**Nosy Crow Ltd**

All Text is Copyright © of the Author and/or Illustrator

Please print off and read at your leisure.



- 24 card designs
- 24 envelope designs
- 24 stickers

Pick up your pencils and colour your own stylish stationery with these 24 unique pen-and-ink designs. Inspired by the festive season, these beautiful Christmas cards and envelopes are perfect for all ages to pull out, colour and send to family and friends.

First published 2016 by Nosy Crow Ltd  
 The Crow's Nest, 10a Lant Street  
 London SE1 1QR  
 Illustrations © Rebecca Jones 2016  
 All rights reserved  
 ISBN 978 0 85763 726 0  
 Printed in Turkey by Imago  
 10 9 8 7 6 5 4 3 2 1

CE ISBN 978-0-85763-726-0  
 £9.99 9 780857 637260 >  
[www.nosycrow.com](http://www.nosycrow.com)

WARNING! This product is not suitable for children under 36 months, as small parts may be generated.



CHRISTMAS

REBECCA JONES

The Colouring Book of Cards and Envelopes



National Trust




Cut carefully along the grey line to neaten the edge of the card. Then snip through the tabs to separate the top card from the bottom card.





© Rebecca Jones 2016




© Rebecca Jones 2016






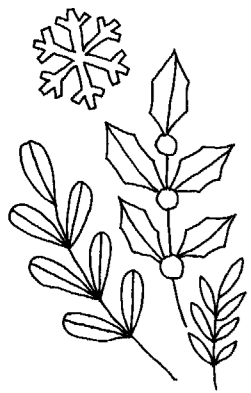
© Rebecca Jones 2016





© Rebecca Jones 2016



Cut carefully along the grey line to neaten the edge of the card. Then snip through the tabs to separate the top card from the bottom card.





© Rebecca Jones 2016






© Rebecca Jones 2016



Cut carefully along the grey line to neaten the edge of the card. Then snip through the tabs to separate the top card from the bottom card.



© Rebecca Jones 2016







© Rebecca Jones 2016




Cut carefully along the grey line to neaten the edge of the card. Then snip through the tabs to separate the top card from the bottom card.



© Rebecca Jones 2016



© Rebecca Jones 2016



Cut carefully along the grey line to neaten the edge of the card. Then snip through the tabs to separate the top card from the bottom card.