

Helping your children choose books they will love



Lovereading4kids.co.uk is a book website
created for parents and children to make
choosing books easy and fun

Opening extract from
Drawing Fairies and Mermaids

Written & Illustrated by
Carolyn Scrace

Published by
**Scribblers an imprint of Salariya
Book Company Ltd**

All Text is Copyright © of the Author and/or Illustrator

Please print off and read at your leisure.



Author:

Carolyn Scrace graduated from Brighton College of Art, UK, with a focus on design and illustration. She has since worked in animation, advertising and children's publishing. She has a special interest in natural history and has written many books on the subject, including *Lion Journal* and *Gorilla Journal* in the *Animal Journal* series.

How to use this book:

Follow the easy, numbered instructions. Simple step-by-step stages enable budding young artists to create their own amazing drawings.

What you will need:

1. Paper.
2. Wax crayons.
3. Felt-tip pens to add colour.

Published in Great Britain in MMXV by Scribblers, a division of Book House 25 Marlborough Place, Brighton BN1 1UB
www.salariya.com
www.book-house.co.uk



ISBN-13: 978-1-910184-83-7

© The Salariya Book Company Ltd MMXV
All rights reserved. No part of this publication may be reproduced, stored in or introduced into a retrieval system or transmitted in any form, or by any means (electronic, mechanical, photocopying, recording or otherwise) without the written permission of the publisher. Any person who does any unauthorised act in relation to this publication may be liable to criminal prosecution and civil claims for damages.

1 3 5 7 9 8 6 4 2

A CIP catalogue record for this book is available from the British Library.

Printed and bound in China.

This book is sold subject to the conditions that it shall not, by way of trade or otherwise, be lent, resold, hired out, or otherwise circulated without the publisher's prior consent in any form or binding or cover other than that in which it is published and without similar condition being imposed on the subsequent purchaser.




Contents

4	Fairy Bluebell		18	Mermaid Shelly	
6	Fairy Daisy		20	Mermaid Pearl	
8	Fairy Poppy		22	Mermaid Star	
10	Fairy Acorn		24	Mermaid Coral	
12	Fairy Buttercup		26	Mermaid Marina	
14	Fairy Lily		28	Mermaid Breeze	
16	Fairy Leaf		30	Mermaid Misty	
			32	glossary and index	



Fairy Buttercup



1 Buttercup needs a head,

2 ...a body,

3 ...a **frilly** skirt,



4 ...two legs and feet,

5 ...and two arms and hands.

6 Add two wings and a pointed ear!



Draw in her hair with some flowers.



Add Buttercup's eyes, nose and mouth.

Draw in her fairy wand.

Colour in with felt-tip pens.






Mermaid Star



1 Star needs a head,

Tail fin



2 ...a body and a tail fin,



3 ...two arms and hands,



4 ...long, flowing hair,



5 ...a **star** in her hair and a matching pendant.



6 Now draw the pattern of her scales!

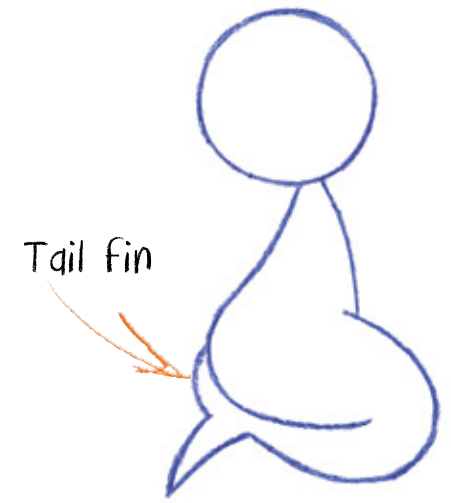
Draw in Star's eyes, nose and mouth.



Colour in with felt-tip pens.



Mermaid Marina



Tail fin



1 Marina needs a head,

2 ...a body and a tail fin,

3 ...two arms and hands,



4 ...two ears and long, wavy hair.

5 Draw in the fish-scale pattern.

6 Add her eyes, nose and mouth.



Crayon in some pretty seaweed on Marina's hair.



Colour in with felt-tip pens.